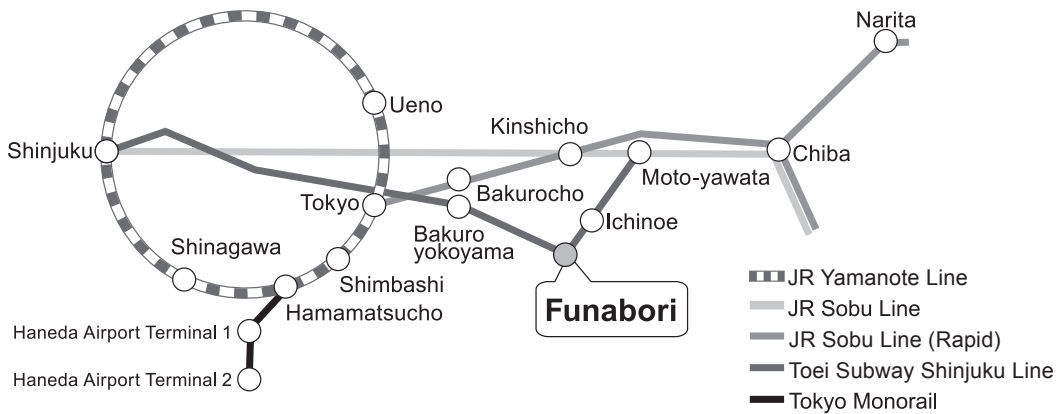


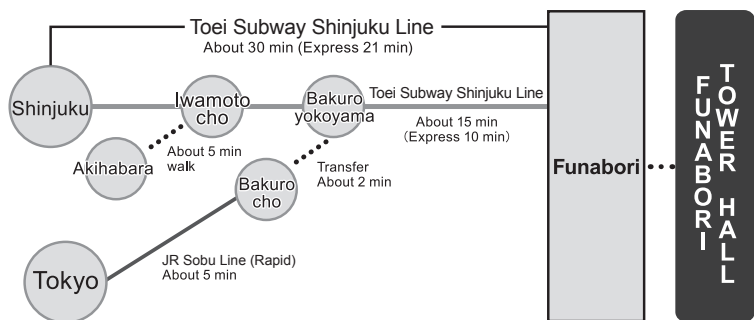
# Access Map



## By Train

**[From Shinjuku Station]**  
Take "Toei Subway Shinjuku Line" bound for Motoyawata to Funabori Station (Traveling time: 30 minutes). It is about one minute walk to the venue from the north exit of Funabori Station.

**[From Toyko Station]**  
Take "JR Sobu Line (Rapid)" to Bakurocho Station, transfer to Toei Subway Shinjuku Line at Bakuro-yokoyama Station for Funabori Station. It is about one minute walk to the venue from the north exit of Funabori Station.

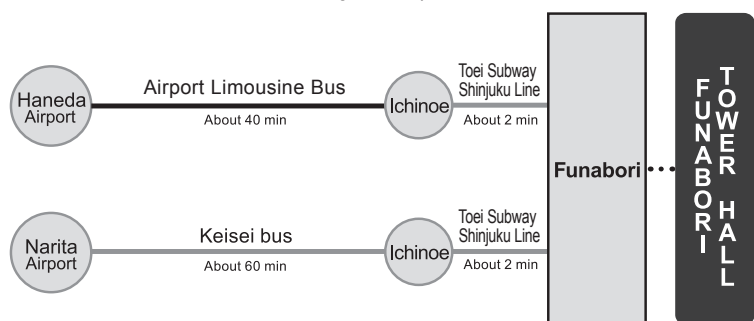


※The traveling times above are indicated as a guide.  
Please note that actual traveling time may be different from those.

## By Bus from the airports

**[From Haneda Airport (HND)]**  
Take the airport limousine bus to Ichinoe Station (Toei Subway Shinjuku Line). Then take Toei Subway Shinjuku Line bound for Shinjuku to Funabori Station (Traveling time: 2 minutes). It is about one minute walk to the venue from the north exit of Funabori Station.

**[From Narita Airport (NRT)]**  
Take the Keisei bus to Toei Subway Shinjuku Line Ichinoe Station. Then take Toei Subway Shinjuku Line bound for Shinjuku to Funabori Station (Traveling time: about 2 minutes). It is about one minute walk to the venue from the north exit of Funabori Station.



※The traveling times above are indicated as a guide.  
Please note that actual traveling time may be different from those.  
※Express trains of Toei Subway Shinjuku Line do not stop at Iwamotocho and Ichinoe station

